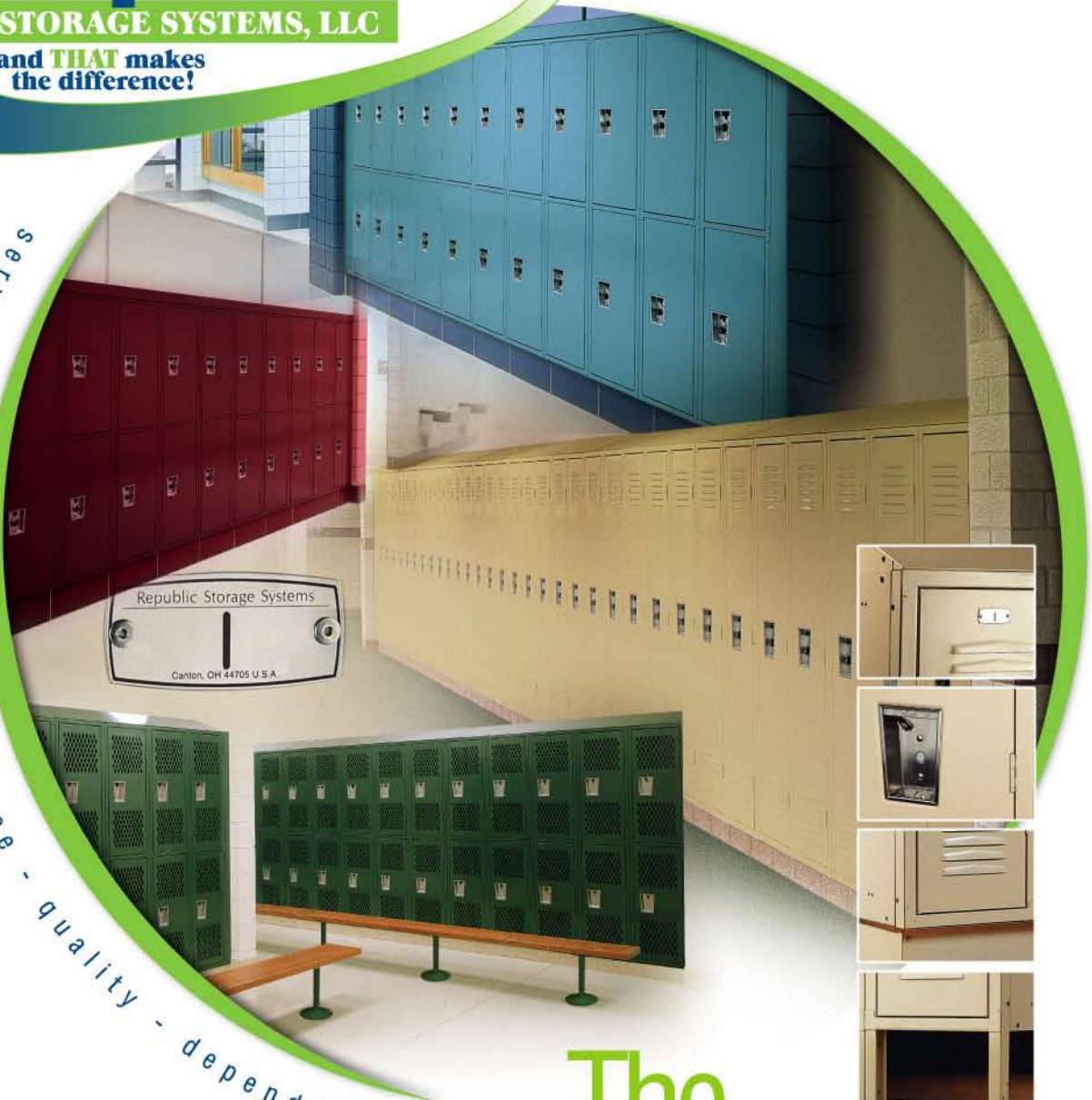


Republic

STORAGE SYSTEMS, LLC

and **THAT** makes
the difference!

service - integrity - excellence - quality - dependability



The Locker Book

www.republicstorage.com

Contents

Common Locker Features	3
Qwik-Ship Lockers	4
Standard Lockers	5
Quiet Lockers	6
Heavy Duty Corridor Lockers	7
Single Point II Corridor Lockers	8
Heavy Duty Ventilated Athletic Lockers	9
All Welded Ventilated Athletic Lockers	10
Single Point II Athletic Lockers	11
MVP Athletic Lockers	12
Special Application Lockers	13
Options, Accessories & Trim	14
Specifications	16

We've turned steel into quality storage products for over a century.

Our locker design of the early 1900's has certainly changed over the years. Driven by the need for security, safety, appearance and durability, our engineers have upgraded the sizes, shapes and performance of our lockers. Colors and styles have been tailored to reflect interior design trends.

Today, Republic offers a complete line of lockers for schools, athletic rooms, clubs, park and recreation areas, offices and industrial locker rooms. The Locker Book provides the information you need to research, compare and select the best locker for your application. When used with our locker drawings and specifications found at www.republicstorage.com, you'll have everything you need to complete your project.

Looking toward tomorrow, we continue to research and redesign our lockers to meet your changing needs. We look for ways to improve paint finish, reduce noise and maintenance, and tackle the security issues you face. Republic is committed to another century of turning steel into the best quality storage products on the market.



Locker Colors

Republic brings you a collection of colors selected by design professionals to define and accentuate your interior environment. All colors are available on locker door and frame assemblies for all Republic locker styles and configurations. Non-exposed interior components are furnished in Decorator Tan (except Athletic Locker components.) Athletic Lockers are supplied with all components finished in the color selected for the door and frame.

Contact your Republic Representative for information on these options:

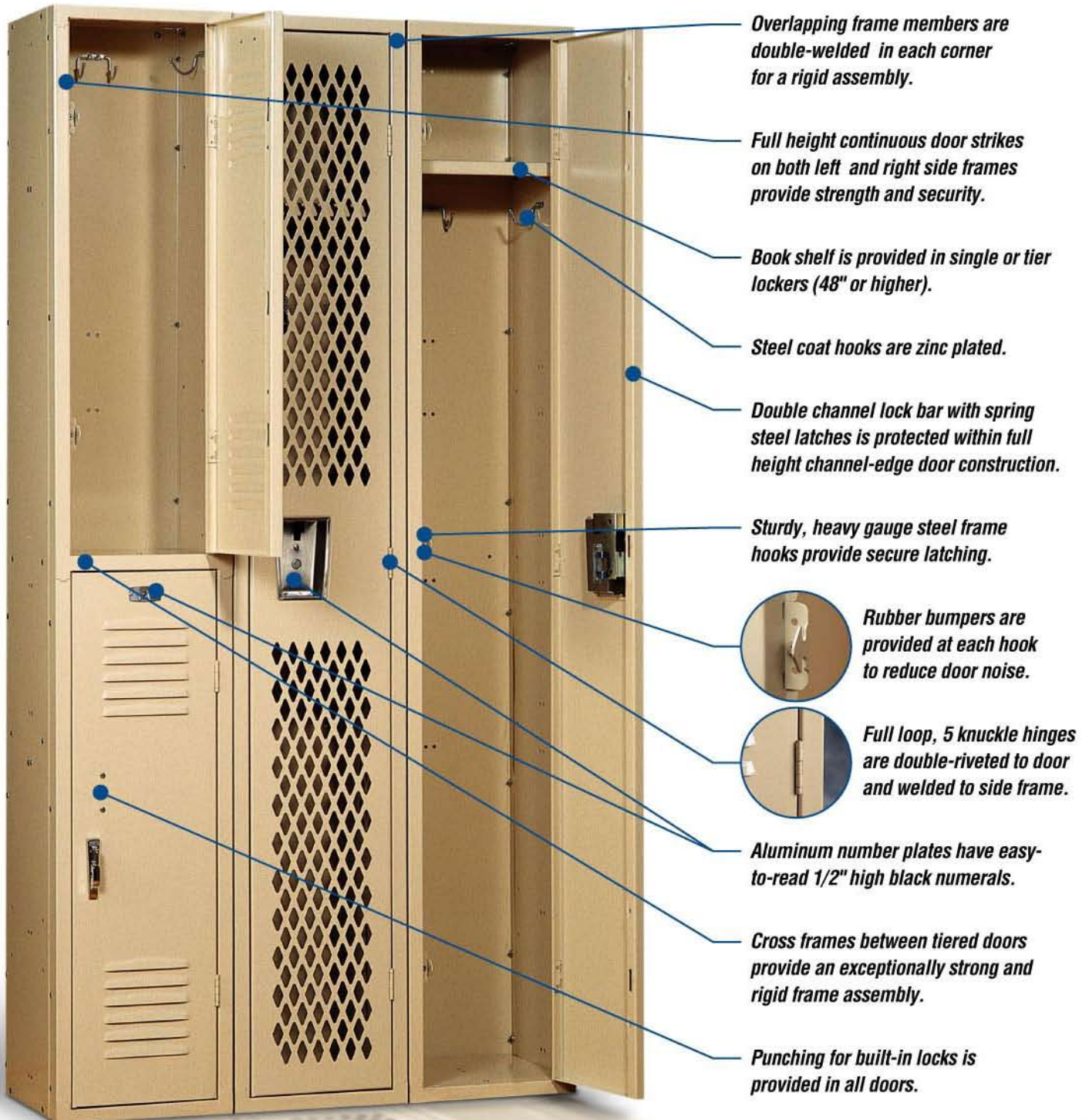
- **Exposed tops and end panels painted to match doors/frames**
- **All locker body parts painted to match doors/frames**
- **Special paint film thickness or two-coat finish**
- **Colors other than standard color offerings**
- **Doors and frames painted different colors (*two-tone*)**

44 Country Blue	50 Gray	51 Taupe	52 Canyon	53 Sun Yellow
54 Wood Violet	55 Burgundy	61 Midnight Blue	62 Shadow Gray	65 Orange
66 Hunter Green	67 Blueberry	70 Sea Green	71 Marine Blue	73 Cosmos
79 Minute Man Blue	80 Crystal Cave	81 Alabaster	82 Red Velvet	83 Decorator Tan
84 Mulled Wine	85 True Navy	89 Cork	93 White Mist	94 Jet Black

Color representations shown above may vary slightly from actual painted product. Color sample plates are available from your Republic Representative.

The Republic Locker

All Republic locker bodies are fabricated from premium quality cold rolled steel. Tops, bottoms and shelves have flanges on all four sides. The design of backs and uprights provides for double-lapped rear vertical corners for extra strength.



Qwik-Ship Lockers *ready now*



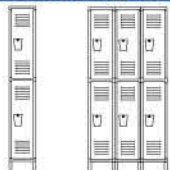
Configurations and Sizes:

Single Tier Lockers



W	D	H	1-Wide #	3-Wide #
12	12	60	753666*	753668
12	15	60	753670	753672
12	18	60	753674	753676
12	12	72	753678	753680
12	15	72	753682	753684
12	18	72	753686*	753688*
15	18	72	753690	753692
18	18	72		

Double Tier Lockers




W	D	H	1-Wide #	3-Wide #
12	12	30	753706	753708
12	12	36	753710*	753712*
12	15	36	753714*	753716*
12	18	36	753718*	753720*
15	18	36	753722	753724

5-High Box Lockers



W	D	H	1-Wide #	3-Wide #
12	12	12	753801*	753803*
12	15	12	753811*	753813*

6-High Box Lockers



W	D	H	1-Wide #	3-Wide #
12	12	12	753881*	753883*
12	15	12	753891*	753893*
12	18	12	753901*	753903*

16-Person Multi-Robe



W	D	H	Part #
72	18	72	753945

Republic's Qwik-Ship Lockers are in stock for immediate shipment. They feature heavy 16 or 18 gauge steel doors mounted in welded frame assemblies for strength and durability. Reliable recessed handle and proven latching system ensure maximum security, while louvers provide ventilation. Lockers are conveniently available in pre-packaged, 1-wide and 3-wide groupings. Lockers include 6" legs for an overall finished height of 66" or 78". All sizes shown are in stock in #83 Decorator Tan. Part numbers with an * are also available in #50 Gray.

Standard Features:

Material: Door - 16 or 18 ga. mild cold rolled steel. Body - 24 ga. mild cold rolled steel.

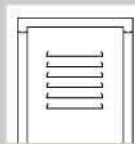
Assembly: Knocked down (KD), assembled with nuts and bolts.

Hinge: Full loop, 2" 5-knuckle hinges nested in door slot; welded to frame and double-riveted to door.

Handle: Stainless steel recessed handle with plastic-protected lifting trigger. Punched to accept a padlock or a built-in lock. Meets ADA requirements for accessibility.

Latching: Tiered-quiet, multi-point latching on heavy gauge frame hooks with rubber silencers that reduce noise. Concealed quiet lock bar locked in place and isolated from metal to metal contact by polyethylene glides. Box - padlock hasp and steel strike plate with integral door pull.

Ventilation: Louvers; door perimeter.



Optional Accessories:

Front and End Bases: 20 ga., used to close the bottom areas between locker legs.

Individual Sloping Tops: Provide a finished appearance and discourage the use of locker tops as storage areas. End Panels are required to close ends of locker groups - order separately.

Recess Trim: Used to cover the gap between lockers and walls in a recessed installation.

Fillers: Corner angles, angle fillers and slip joint fillers are used to fill open areas or corners between individual units.



Standard Lockers *the industry benchmark*

Republic's Standard Locker offers economical storage of personal effects in schools, parks and recreation areas, offices and industrial locker rooms. Continuous vertical door strikes, heavy gauge frame hooks and full-flanged, channel edged doors lend quality and security to the locker. Recognized by its recessed handle and distinctive door louvers, the Standard Locker serves as the industry benchmark for durability, reliability and value. Many sizes of Standard Lockers are available for immediate shipment from our Qwik-Ship Inventory.

Standard Features:

Material: Door - 16 or 18 ga. mild cold rolled steel. Body - 24 ga. mild cold rolled steel.

Assembly: Knocked down (KD), assembled with nuts and bolts.

Hinge: Full loop, 2" 5-knuckle hinges nested in door slot; welded to frame and double-riveted to door.

Handle: Stainless steel recessed handle with plastic-protected lifting trigger. Able to accept padlock or built-in lock. Meets ADA requirements for accessibility.

Latching: Tiered-quiet, multi-point latching on heavy gauge frame hooks with rubber silencers that reduce noise. Concealed quiet lock bar locked in place and isolated from metal to metal contact by polyethylene glides. Box - padlock hasp and steel strike plate with integral door pull.

Ventilation: Louvers; door perimeter.



Optional Features:


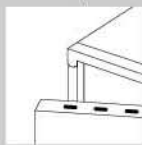
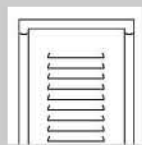
Material: Door - 16 or 18 ga. galvanized steel. Body - 16 ga. mild cold rolled steel; 24 ga. or 16 ga. galvanized steel; stainless steel bottoms.

Assembly: Knocked down (KD), assembled with rivets or Keps nuts and bolts.

Handle: #12 lift handle

Hinge: Continuous "piano" style hinge.

Ventilation: Full louvers; verti-vents; visual slots.



Standard Locker Cost Index

Relative to Republic's Quiet Locker at 100



Configurations and Sizes:

Single Tier Lockers



W 9, 12, 15, 18, 24
D 12, 15, 18, 21, 24
H 36*, 48, 54, 60, 72
*actual height is 36 1/2"

4-High Box Lockers



W 9, 12, 15
D 12, 15, 18
H 15, 18

Double Tier Lockers



W 9, 12, 15, 18, 24
D 12, 15, 18, 21, 24
H 24, 30, 36, 42

5-High Box Lockers



W 12, 15
D 12, 15, 18
H 12, 14.4

Triple Tier Lockers



W 12
D 12, 15, 18
H 20, 24

6-High Box Lockers



W 12, 15
D 12, 15, 18
H 12

Four Tier Lockers



W 12
D 12, 15, 18
H 18

Two Person Lockers



W 15, 18
D 12, 15, 18, 21
H 60, 72

3-High Box Lockers



W 9, 12, 15
D 12, 15, 18
H 20, 24

Duplex Lockers



W 15, 18
D 15, 18, 21
H 60, 72

Ski Lockers



W 12, 15
D 15, 18
H 84

Double Door Lockers



W 24
D 18, 21, 24
H 60, 72

Quiet *the best value*



Configurations and Sizes:

Single Tier Lockers



W 9, 12, 15, 18, 24
D 12, 15, 18, 21, 24
H 36*, 48, 54, 60, 72
*actual height is 36 1/2"

Two Person Lockers



W 15, 18
D 12, 15, 18, 21
H 60, 72

Double Tier Lockers



W 9, 12, 15, 18, 24
D 12, 15, 18, 21, 24
H 24, 30, 36, 42

Duplex Lockers



W 15, 18
D 15, 18, 21
H 60, 72

Triple Tier Lockers



W 12
D 12, 15, 18
H 20, 24

Double Door Lockers



W 24
D 18, 21, 24
H 60, 72

Four Tier Lockers



W 12
D 12, 15, 18
H 18

Republic's Quiet Locker, the most popular choice for schools, meets the basic needs of the school environment: noise-free operation and recessed handles for flat door surfaces. It features continuous vertical door strikes and full-flanged channel edged doors for added strength and security. Double lapped rear vertical corners stiffen locker bodies. Full loop, nested hinges are welded to frames and double-riveted to doors to eliminate hinge failure. The combination of solid construction and competitive price makes the Quiet Locker the best value on the market today.

Standard Features:

Material: Door - 16 or 18 ga. mild cold rolled steel. Body - 24 ga. mild cold rolled steel.


Assembly: Knocked down (KD), assembled with nuts and bolts.

Hinge: Full loop, 2" 5-knuckle hinges nested in door slot; welded to frame and double-riveted to door.

Handle: Stainless steel recessed handle with plastic-protected lifting trigger. Able to accept padlock or built-in lock. Meets ADA requirements for accessibility.

Latching: Quiet, multi-point latching on heavy gauge frame hooks with rubber silencers that reduce noise. Concealed quiet lock bar locked in place and isolated from metal to metal contact by polyethylene glides.

Ventilation: Door perimeter.



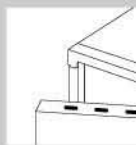
Optional Features:

Material: Door - 16 ga. or 18 ga. galvanized steel. Body - 16 ga. mild cold rolled steel; 24 ga. or 16 ga. galvanized steel; stainless steel bottoms.

Assembly: Knocked down (KD), assembled with rivets or Keps nuts and bolts.

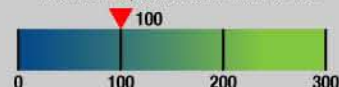
Hinge: Continuous "piano" style hinge.

Ventilation: Verti-vents; visual slots.



Standard Locker Cost Index

Relative to Republic's Quiet Locker at 100



Heavy Duty Corridor *an invincible choice*

Republic's Heavy Duty Corridor Locker is the best choice for tougher environments. With an extra heavy 14 gauge door, secure lock nut fasteners and quiet latching, this locker provides extra strength and security. Nested hinges are welded to frames and double-riveted to doors to eliminate hinge failure. When you add the standard features of welded cross frames, continuous vertical door strikes and double lapped rear vertical corners on locker bodies, you've got an invincible locker.

Standard Features:

Material: Door - 14 ga. mild cold rolled steel.
Body - 24 ga. mild cold rolled steel.

Assembly: Knocked down (KD), assembled with Keps nuts and bolts.

Hinge: Full loop, 2" 5-knuckle hinges nested in door slot; welded to frame and double-riveted to door.

Handle: Stainless steel recessed handle with plastic-protected lifting trigger. Able to accept a padlock or a built-in lock. Meets ADA requirements for accessibility.

Latching: Quiet, multi-point latching on heavy gauge frame hooks with rubber silencers that reduce noise. Concealed quiet lock bar locked in place and isolated from metal to metal contact by polyethylene glides.

Ventilation: Door perimeter; verti-vents.




Optional Features:

Material: Door - 14 ga. galvanized steel. Body - 16 ga. mild cold rolled steel; 24 ga. or 16 ga. galvanized steel; stainless steel bottoms.

Assembly: Knocked down (KD), assembled with rivets.

Hinge: Continuous "piano" style hinge.

Ventilation: Louvers; full louvers; mini-louvers.



Standard Locker Cost Index

Relative to Republic's Quiet Locker at 100



Configurations and Sizes:

Single Tier Lockers



W 12, 15, 18
D 12, 15, 18
H 48, 60, 72

Double Tier Lockers



W 12, 15, 18
D 12, 15, 18
H 30, 36

Triple Tier Lockers



W 12, 15
D 12, 15, 18
H 20, 24

Single Point II *economy and strength*



Configurations and Sizes:

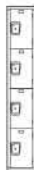
Single Tier Lockers



W 12, 15, 18, 24
D 12, 15, 18, 21, 24
H 36*, 48, 54, 60, 72

*actual height is 36 1/2"

4-High Box Lockers



W 12, 15
D 12, 15, 18
H 15, 18

Double Tier Lockers



W 12, 15, 18, 24
D 12, 15, 18, 21, 24
H 24, 30, 36, 42

5-High Box Lockers



W 12, 15
D 12, 15, 18
H 12, 14.4

Triple Tier Lockers



W 12, 15
D 12, 15, 18
H 20, 24

6-High Box Lockers



W 12, 15
D 12, 15, 18
H 12

Four Tier Lockers



W 12
D 12
H 18

Republic's Single Point II Locker gives you the benefits of single point latching at an economical price. A heavy 14 gauge door is reinforced on the hinge side for added strength and rigidity. When padlocks are used, the Single Point II is virtually maintenance free. Full loop, nested hinges are welded to frames and double-riveted to doors to eliminate hinge failure. Single Point II Box lockers offer small storage areas with a flush front door design. For low maintenance and high security at an affordable price, Single Point II Lockers are the best choice.

Standard Features:

Material: Door - 14 ga. mild cold rolled steel with 16 ga. welded channel reinforcement (tiered lockers only). Body - 24 ga. mild cold rolled steel.

Assembly: Knocked down (KD), assembled with Keps nuts and bolts.

Hinge: Full loop, 2" 5-knuckle hinges nested in door slot; welded to frame and double-riveted to door.

Handle: Drawn stainless steel recessed cup with integral finger pull and optional padlock hasp. Cup punched to accept padlock or built-in lock. Meets ADA requirements for accessibility.

Latching: 11 ga. frame hook engages recessed handle pocket. Frame hook will accept Master Lock 1690. For maximum security, Republic recommends use of a padlock.

Ventilation: Door perimeter; verti-vents.



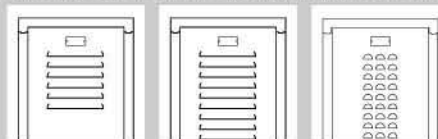
Optional Features:

Material: Door - 14 ga. galvanized steel; 16 ga. channel reinforcement on box lockers. Body - 16 ga. mild cold rolled steel; 24 ga. or 16 ga. galvanized steel; stainless steel bottoms.

Assembly: Knocked down (KD), assembled with rivets.

Hinges: Continuous "piano" style hinge.

Ventilation: Louvers; full louvers; mini-louvers.



Standard Locker Cost Index

Relative to Republic's Quiet Locker at 100



Heavy Duty Ventilated *added strength*

Republic's Heavy Duty Ventilated Lockers

are designed to meet the harsh requirements of an athletic room environment. Built to last, these lockers feature knocked down construction, rugged 14 gauge doors, a heavy gauge body, multiple latching options and our premium paint finish throughout.

Standard Features:

Material: Door - 14 ga. mild cold rolled steel. Body - 16 ga. mild cold rolled steel (18 ga. backs).



Assembly: Knocked down (KD), assembled with rivets or nuts and bolts.

Hinge: Full loop, 2" 5-knuckle hinges nested in door slot; welded to frame and double-riveted to door.

Handle: Tiered - stainless steel recessed handle with plastic-protected lifting trigger. Able to accept a padlock or a built-in lock. Meets ADA requirements for accessibility. Box - finger operated trigger punched to accept a padlock.

Latching: Tiered - quiet, multi-point latching on heavy gauge frame hooks with rubber silencers that reduce noise. Concealed quiet lock bar locked in place and isolated from metal to metal contact by polyethylene glides. Box - spring latch device welded to door automatically engages upon door closure.

Ventilation: Door (tiered) - large diamond perforations; doors (box) - small diamond perforations; Side - large diamond perforations - solid sides can be requested for either row ends or all sides.



Optional Features:


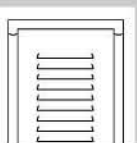
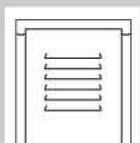
Material: Door - 14 ga. galvanized steel. Body - 16 ga. galvanized steel; stainless steel bottoms.

Assembly: Knocked down (KD), assembled with Keps nuts and bolts or rivets.

Hinge: Continuous "piano" style hinge.

Handle/Latching: 7 ga. plated steel turn handle for three point latching at top, side and bottom of locker.

Ventilation: Louvers; full louvers; mini-louvers.



Standard Locker Cost Index

Relative to Republic's Quiet Locker at 100



Configurations and Sizes:

Single Tier Lockers



W 9, 12, 15, 18, 24
D 12, 15, 18, 21, 24
H 36*, 48, 60, 72
*actual height is 36 1/2"

5-High Box Lockers



W 12, 15, 18
D 12, 15, 18, 21, 24
H 12, 14.4

Double Tier Lockers



W 9, 12, 15, 18, 24
D 12, 15, 18, 21, 24
H 30, 36

6-High Box Lockers



W 12, 15, 18
D 12, 15, 18, 21, 24
H 12

Triple Tier Lockers



W 12, 15
D 12, 15, 18, 21
H 20, 24

4-High Box Lockers



W 12
D 12, 15, 18
H 15, 18

All Welded Ventilated *built to last*



Configurations and Sizes:

Single Tier Lockers



W 9, 12, 15, 18, 24
D 12, 15, 18, 21, 24
H 36*, 48, 60, 72
*actual height is 36 1/2"

5-High Box Lockers



W 12, 15, 18
D 12, 15, 18, 21
H 12, 14.4

Double Tier Lockers



W 9, 12, 15, 18, 24
D 12, 15, 18, 21, 24
H 30, 36

6-High Box Lockers



W 12, 15, 18
D 12, 15, 18, 21
H 12

Triple Tier Lockers




W 12, 15
D 12, 15, 18, 21
H 20, 24

AWV MVP



W 18, 24, 33
D 18, 21, 24
H 72

4-High Box Lockers



W 12
D 12, 15, 18
H 15, 18

Republic's All Welded Ventilated Lockers

incorporate the superior design features of the Heavy Duty Ventilated Locker. These lockers feature welded construction, rugged 14 gauge doors, a heavy gauge body, multiple latching options and our premium paint finish throughout. All Welded Ventilated Lockers utilize a unique, one piece back/side design for added strength and improved group alignment. Welded Lockers are shipped preassembled and ready to install.

Standard Features:

Material: Door - 14 ga. mild cold rolled steel. Body - 16 ga. mild cold rolled steel.

Assembly: Welded construction.

Hinge: Full loop, 2" 5-knuckle hinges nested in door slot; welded to frame and double-riveted to door.

Handle: Tiered - stainless steel recessed handle with plastic-protected lifting trigger. Able to accept a padlock or a built-in lock. Meets ADA requirements for accessibility. Box - finger operated trigger punched to accept a padlock.

Latching: Tiered - quiet, multi-point latching on heavy gauge frame hooks with rubber silencers that reduce noise. Concealed quiet lock bar locked in place and isolated from metal to metal contact by polyethylene glides. Box - spring latch device welded to door automatically engages upon door closure.

Ventilation: Door (tiered) - large diamond perforations; doors (box) - small diamond perforations; Side - large diamond perforations - solid sides can be requested for either row ends or all sides.



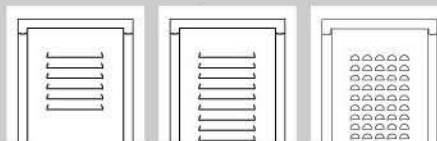
Optional Features:

Material: Door - 14 ga. galvanized steel. Body - 16 ga. galvanized steel; stainless steel bottoms.

Hinge: Continuous "piano" style hinge.


Handle/Latching: 7 ga. plated steel turn handle for three point latching at top, side and bottom of locker.

Ventilation: Louvers; full louvers; mini-louvers.



Standard Locker Cost Index

Relative to Republic's Quiet Locker at 100



Single Point II *meets tough standards*

Republic's Single Point II Locker brings the benefits of latching with no moving parts to athletic environments. Heavy 14 gauge doors with reinforcing on the hinge side stand up to the tough standards of an athletic team room. Box locker doors with optional reinforcing are also available. Continuous vertical door strikes, heavy gauge bodies, nested hinges and our premium paint finish throughout add to the long life of the locker. For low maintenance and high security for the athletic locker room, Single Point II Athletic Lockers are the best choice.

Standard Features:

Material: Door - 14 ga. mild cold rolled steel with 16 ga. welded channel reinforcement (tiered lockers only). Body - 16 ga. mild cold rolled steel. (18 ga. backs).

Assembly: Knocked down (KD), assembled with rivets or nuts and bolts.

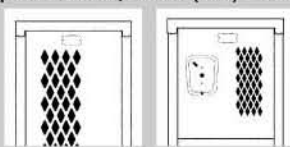
Hinge: Full loop, 2" 5-knuckle hinges nested in door slot; welded to frame and double-riveted to door.

Handle: Drawn stainless steel recessed cup with integral finger pull and padlock hasp. Cup punched to accept padlock or built-in lock. Meets ADA requirements for accessibility.

Latching: 11 ga. frame hook engages recessed handle pocket. Frame hook will accept Master Lock 1690. For maximum security, Republic recommends the use of a padlock.

Ventilation: Door (tiered) - large diamond perforations; doors (box) - small diamond

perforations; Side - large diamond perforations - solid sides can be requested for either row ends or all sides.



Optional Features:

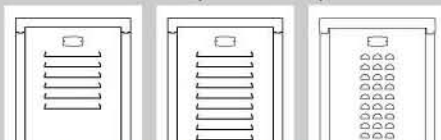
Material: Door - 14 ga. galvanized steel; 16 ga. channel reinforcement on box lockers. Body - 16 ga. galvanized steel; stainless steel bottoms.

Assembly: Knocked down (KD), assembled with Keps nuts and bolts; welded assembly (backs are 16 gauge).

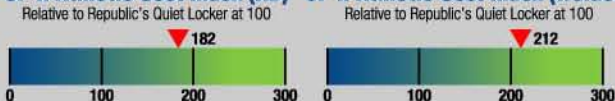
Hinge: Continuous "piano" style hinge.

Handle: Available without padlock hasp.

Ventilation: Louvers; full louvers; mini-louvers.



SP II Athletic Cost Index (KD) Relative to Republic's Quiet Locker at 100



SP II Athletic Cost Index (welded) Relative to Republic's Quiet Locker at 100



Configurations and Sizes:

Single Tier Lockers

W 12, 15, 18, 24
D 12, 15, 18, 21, 24
H 36*, 48, 54, 60, 72
*actual height is 36 1/2"



4-High Box Lockers

W 12, 15
D 12, 15, 18
H 15, 18



Double Tier Lockers

W 12, 15, 18, 24
D 12, 15, 18, 21, 24
H 24, 30, 36, 42



5-High Box Lockers

W 12, 15
D 12, 15, 18
H 12, 14.4



Triple Tier Lockers

W 12, 15
D 12, 15, 18
H 20, 24



6-High Box Lockers

W 12, 15
D 12, 15, 18
H 12



Four Tier Lockers

W 12
D 12
H 18



MVP *a team requirement*



Configurations and Sizes:

Basic MVP



W 18, 24, 33
D 18, 21, 24
H 72

MVP with Lockable Compartments



W 18, 24, 33
D 18, 21, 24
H 72

MVP with Foot Locker



W 18, 24, 33
D 18, 21, 24
H 72

Complete MVP



W 18, 24, 33
D 18, 21, 24
H 72

Republic's MVP Athletic Locker is a requirement for any athletic team. With an open-front design, the over-sized MVP Locker provides a large, closet-type space for clothing and uniforms and an optional foot locker for equipment storage. An upper shelf is ideal for small items, while the optional lockable compartment adds secure storage for valuables. Heavy gauge steel body parts and our premium paint finish guarantee durability in the demanding environment of a team room.

Standard Features:

Material: Body - 16 ga. mild cold rolled steel (backs 18 ga. on KD units).

Assembly: Knocked down (KD), assembled with rivets or nuts and bolts.

Interior Equipment: One full width 16 ga. shelf, four single prong coat hooks and a coat rod.



Ventilation: Diamond perforated sides - solid sides can be requested for either row ends or all sides.



Optional Features:

Material: Body - 16 ga. galvanized steel.

Assembly: Knocked down (KD), assembled with Keps nuts and bolts; welded construction (backs are 16 ga.).

Interior Equipment:

Foot Locker - Fully enclosed foot locker with 14 ga. ventilated front panel and reinforced seat with continuous hinge. Front panel has recessed area and mounted padlock hasp for locking.

Lockable Compartment - 16 ga. vertical partition and 14 ga. door with framing members attached to the shelf, side and top of the locker to provide lockable storage. Spring hinge holds door closed for safety. Door punched to accept padlock or built-in lock.



MVP Athletic Locker Cost Index

Relative to Republic's Quiet Locker at 100



Special Application Lockers

ADA Compliant Lockers

ADA Compliant Lockers meet the requirements of the Americans with Disabilities Act for accessibility and usability. With an adjustment to the shelf location, Republic lockers with recessed handles meet the operation and reach needs of the user. Lockers should be placed in an area to allow full door swing and wheelchair turning ability. ADA Compliant Benches (24" x 48") are also available.



Golf/Sports Lockers

Golf/Sports Lockers are designed to suit the needs of golf or sports club members. The basic locker includes shelves, partition, coat rod and hooks. Optional accessories include a locking compartment, golf ball tray, towel holders, comb and brush tray and mirror.



ABC Cubbies for Kids



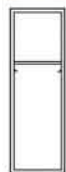
ABC Cubbies for Kids meet the casework needs of daycare centers, pre-primary and elementary schools with the colorful, durable traits of steel lockers. Manufactured from heavy gauge, galvanized steel for extra corrosion resistance, Cubbies are designed for safety with 180 degree bends, round corners and smooth edges. For a colorful, long lasting and fast installing alternative to casework, choose ABC Cubbies for Kids.

Ski Lockers

Ski Lockers are ideal for seasonal rentals at resorts and in ski area hotels and condominiums. The locker is 84" in height and with the optional sloping top, can hold skis up to 225 cm in length. Optional equipment includes stainless steel bottoms; slide stops to prevent skis from sliding out of lockers; hooks for hanging poles; and half shelves for hats, gloves, or goggles.



Single Compartment w/ Shelf



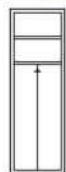
W 12, 15, 18
D 15
H 48

Double Compartment



W 12, 15, 18
D 15
H 48

Companion Compartment



W 12, 15, 18
D 15
H 48

Triple Compartment



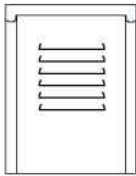
W 12, 15, 18
D 15
H 48

Other Special Application Lockers

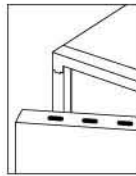
- Front/rear entry lockers for uniform exchange or legal evidence
- Police and fire department uniform and equipment lockers
- Combination lockers with variable compartment sizes
- Lockers without doors for divided, open storage
- Combination fire extinguisher and waste can doors
- Extended 16" leg lockers with attached benches

Options *ventilation, exposed ends and locks*


Ventilation




Standard Louvers are arranged in patterns of six, three or two depending on door size.



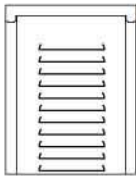
Verti-Vent Perforations in the top and bottom flanges of locker doors enhance perimeter ventilation.




Diamond Perforations are $\frac{3}{4}$ " W x $1\frac{1}{2}$ " H and are standard in doors and uprights of athletic lockers.



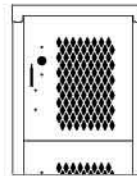
Round Perforations are groups of forty-two, $\frac{1}{2}$ " holes on 1" centers arranged in various patterns on backs and uprights.




Full Louvers add extra ventilation by extending the louvers for the full height of the locker door.



Mini-Louvers provide ventilation of athletic lockers while concealing locker contents. $\frac{3}{4}$ " W x $\frac{3}{8}$ " H, they are available on all athletic locker doors.



Small Diamond Perforations are $\frac{7}{16}$ " W x $\frac{15}{16}$ " H and are available in uprights and doors of athletic lockers.



Visual Slots, $\frac{5}{8}$ " W x $1\frac{1}{8}$ " H openings, provide free air flow through the locker.


Exposed Ends

Standard Uprights with multiple holes for various style lockers are finished in #83 Decorator Tan. 24 gauge is standard; 16 gauge is available.

Option: Special End Uprights have no unnecessary holes and are supplied in the same color as the door and frame. 24 gauge is standard; 16 gauge is available.

Option: End Finishing Panels have perimeter holes only and are finished in the same color as the door. 24 gauge is standard; 16 gauge is available.

Option: Boxed End Panels cover the end of locker rows and feature concealed fasteners for the most finished appearance. Finished in the same color as the locker door, they are formed from 16 gauge steel with a 1" face.




Standard Upright



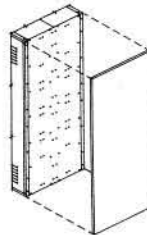
Special End Upright




End Finishing Panel



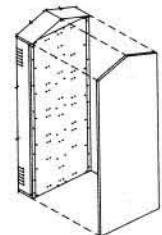
Box End Panel Flat Top Single Row



Box End Panel Flat Top Double Row



Box End Panel Slope Top Single Row



Box End Panel Slope Top Double Row

Locks



Built-in Combination, Padlock, Flat Key and Grooved Key Locks

All Republic lockers have provisions for built-in key locks, built-in combination locks and padlocks. Built-in locks are supplied with a spring bolt or dead bolt, depending on the locker type. Key locks may be master-keyed by special order.

Digilock ADA compliant locks provide one touch access by contacting a button key to the lock face. Audio/visual indicators are provided for vision or hearing impaired users. To conform to ADA Accessibility Guidelines, lockers specified for ADA use must employ ADA compliant locks.



Digilock electronic locks, with sturdy metal construction, provide keyless, management-free locker operation. KP locks are used for rented or permanently assigned lockers; KT locks are for temporary use. High Security deadbolt locking and audit trail are available with both lock systems.



Safe-O-Mat coin lock systems are easily installed on many Republic lockers. Deposit locks return a deposited coin to the user while Collect locks keep coins in a cash box. Lock bolts are reversible for dead bolt or spring bolt operation.



Options *finish trim, benches and basket rack shelving*

Finish Trim



6" legs can be added to all lockers. Front legs are an extension of vertical frames. Adjustable rear angle legs are provided for every third upright in a row.



20 gauge Closed Front and End Bases may be used to close the bottom areas of lockers with legs.



16 gauge Zee Bases raise lockers above the floor and create an overhang or "toe space" for lockers. Zee Bases are available in 3", 4" and 6" heights.



Number Plates feature 1/2" high black numerals on brushed aluminum, permitting easy locker identification.



Standard Box Locker Pulls provide a convenient finger pull and serve as a padlock strike and lock hole cover. They are made from 20 gauge stainless steel.



Recess Trim has a 3" face and a 3/8" top return. Integral corner caps and hairline joints reinforced with welded-on splice fingers create a clean frame effect for recessed lockers.



Individual Sloping Tops provide a finished appearance and discourage the use of locker tops as storage areas. The rise is 1/3 of the locker depth. Standard flat tops are omitted when sloping tops are used.



Continuous Sloping Tops provide a finished appearance for lockers mounted along walls or in island groups. The rise of the slope is 1/3 of the locker depth. Customize installations with sloping top splices, valley corners and hip ends - all with concealed fasteners.

Benches



Benches and Pedestals have an overall height of 17-1/2". Benches are 9-1/2" wide x 1-1/4" full finished thickness laminated maple. Pedestals consist of sturdy 1-1/4" diameter tubing with 10 gauge steel flanges welded to each end.



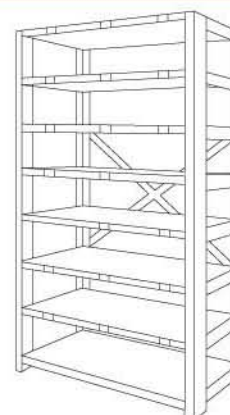
Moveable Benches consist of maple bench tops mounted to free standing trapezoidal-shaped pedestals. Pedestals are made from 1/4" x 3" aluminum bar stock and feature a black anodized finish. Non-skid pads are provided for each pedestal. Maximum bench overhang from middle of this pedestal must not exceed 6".



ADA Compliant Benches & Pedestals have an overall height of 17-1/2". Benches are 48" wide x 24" deep 1-1/4" full finished thickness laminated maple. Pedestals consist of sturdy 1-1/4" diameter tubing with 10 gauge steel flanges welded to each end. Four pedestals required.

Basket Rack Shelving

Republic Basket Rack Shelving is used to store personal items and clothing in gym rooms, pool areas, athletic clubs and community centers. All units are supplied in single face construction. For double face shelving, bolt units together back-to-back. End sheets, closed bases and mobility casters are available. Rack sizes are 39-9/32" wide, 13-3/8" deep and 60", 67-1/2" or 72" high. Units are configured to hold 18, 21 or 24 baskets. Baskets are 9" or 12" wide, 13" deep and 8" high in the styles shown.



Mesh



Steel Front



Pilfer Guard

Detailed specifications are available to view and download at www.republicstorage.com and www.sweets.com.

General

Material

All major steel parts shall be made of mild cold rolled steel, free from imperfections and capable of taking a high grade enamel finish. Option: all major steel parts shall be made from galvanized steel.

Finish

Surfaces of the steel shall be thoroughly cleaned and phosphatized in a seven-stage process. All parts shall then be finished with a heavy coat of enamel baked on at 300 degrees for 30 minutes.

Trim and Accessories

Trim and accessories such as recess trim, sloping tops, closed bases, zee bases and fillers of all types are necessary for a complete installation on most locker projects. The various items available are made in a range of profiles and material gauges to suit most needs and are shown in this catalog. All items finished to match lockers using the same process outlined above.

Number Plates

Each locker door shall have a polished aluminum number plate with black numerals not less than 1/2" high for easy readability. Each number plate shall be attached with two blind rivets.

Locks

All lockers may be furnished with built-in Flat Key or Grooved Key locks of standard manufacture with two keys for each lock. Built-in combination locks may be specified if desired. Padlocks, either of key type or combination type may be specified. The shackle diameter of any specified padlock must be no less than 9/32". Master keyed locks are available.

Digilock electronic locks and Safe-O-Mat coin operated locks are not compatible with all sizes and types of Republic lockers. Check with your Republic Representative before specifying or ordering.

Benches and Pedestals

Locker benches are made from full 1-1/4" thick by 9-1/2" wide laminated maple with all corners rounded and sanded. Lengths are 3 foot through 12 foot in one foot increments. Top and edges have two coats of a clear finish with one coat on the bottom. Tops are mounted on pedestals consisting of sturdy 1-1/4" O.D. tubing with 10 gauge steel flanges welded to each end. Overall height of bench assembly is 17-1/2".

Movable Benches

Movable benches are laminated maple bench tops mounted on aluminum pedestals formed from 1/4" thick by 3" wide solid aluminum bar stock shaped in the form of a trapezoid for stability. Non-skid pads shall be provided for each pedestal. Overall height of movable bench shall be 17-1/2". Maximum bench overhang from middle of pedestal must not exceed 6".

Lockers

Construction

Knocked Down (K.D.) - Lockers shall be built on the unit principle - each locker shall have an individual door and frame, an individual top, bottom, back and shelves with common intermediate uprights separating units. Assembly of all locker components shall be by 1) low, round head slotless bolts and nuts; 2) low, round head slotless bolts and self locking Keps nuts; or 3) riveting with back-up washer. Welded - Lockers shall be preassembled of welded construction in multiple groups conforming with job requirements.

Note: All product information, terms and conditions in this catalog are subject to change without notice. No part of this document may be reproduced without permission from Republic Storage Systems, LLC. Copyright© 2007 Republic Storage Systems, LLC.

Doors

Doors shall be 14, 16, or 18 gauge steel as required by manufacturer's design, formed with a full channel shape on lock side to fully conceal the lock bar, channel formation on the hinge side and right angle formation across the top and bottom.

Locking Device

All "tiered" lockers, except Single Point II Lockers, shall be equipped with a positive automatic pre-locking device whereby the locker may be locked while door is open and then closed without unlocking and without damaging locking mechanism.

Hinge

Hinges shall be 2" high, 5-knuckle, full loop, tight pin style, securely welded to frame and double riveted to the inside of the door flange. Locker doors 42" high and less shall have two hinges. Doors over 42" high shall have three hinges.

Interior Equipment

Single tier lockers over 42" high shall have one hat/book shelf. Other tiered lockers do not require shelves. All single, double and triple tier lockers shall have one double prong back hook (single prong in 9" width) and two single prong wall hooks in each compartment. All hooks shall be made of steel, formed with ball points, zinc-plated and attached with two bolts or rivets. Lockers under 20" high are not equipped with hooks.

ADA Compliant Lockers

Many Republic lockers may be customized to conform to ADA guidelines. While the ADA does not mention lockers specifically, it does refer to features found on or in lockers. The areas of consideration are the handle, shelf and bottom location, the placement of the locker within a room, and ADA identification. Any Republic locker with a recessed handle and lifting trigger can be modified to meet ADA requirements by specifying the following items:

Door

A decal with the international symbol of accessibility shall be applied to the face of the locker door.

Interior Equipment

Choose from the following requirements:

Side Reach Requirement:

Single tier lockers shall have a hat/book shelf and coat hooks located no more than 54" off the finished floor. One additional shelf shall be placed near the bottom of the locker so that it is no lower than 9" above the finished floor.

Forward Reach Requirement:

Single tier lockers shall have a hat/book shelf and coat hooks located no more than 48" off the finished floor. One additional shelf shall be placed near the bottom of the locker so that it is no lower than 15" above the finished floor.

Placement of Locker

The locker shall be placed in a location at least 24" away from any wall or other obstacle and have a minimum clear floor space of 30" x 48" with a 10" minimum for door swing. The area in front of the locker must be clear within a 60" diameter turning circle to allow for unobstructed access.



1038 Belden Ave. NE • Canton, OH 44705
800-477-1255 • fax 330-454-7772

