

Foodservice Equipment • Material Handling, Healthcare & Cleanroom Equipment • Retail Display


Wire Wall Mounts

For Shelving




Item #: _____
 Model #: _____
 Project #: _____
 SIS #: _____

Optional Accessories	Model #	Qty.



*adjustable post wall mounts shown with optional wire shelves**



*stationary post wall mounts shown with optional wire shelf**



- Ideal where floor space is limited.
- Shelf height adjustable in one-inch increments.
- Positive top and bottom mount with center support.
- Available in four different widths.
- Units available in chrome, Valu-Gard® green epoxy, or stainless steel finish.
- Optional Eagle wire shelves* (sold separately) feature patented QuadTruss® design (patent #5,390,803), making shelves up to 25% stronger and provides a retaining ledge for increased stability and product retention.

*See catalog sheet #EG01.00 for Eagle wire shelves available.

Spec sheets available for viewing, printing or downloading from our online literature library at www.eaglegrp.com

For custom configuration or fabrication needs, contact our **SpecFAB Division**.
 Phone: (302) 653-3000. FAX: (302) 653-3091.
 E-mail: specfab@eaglegrp.com

Wire Wall Mounts

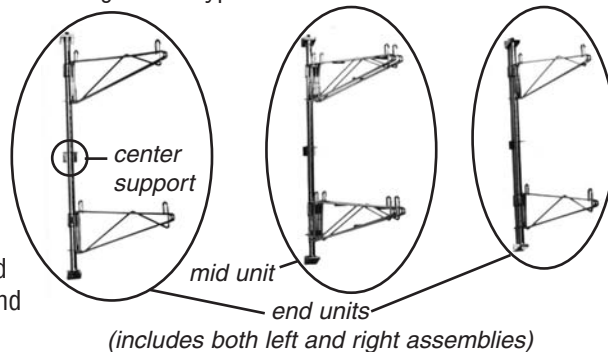
Adjustable Post Wire Wall Mounts...

Post wall mounts are sold as prepackaged "end" and "mid" units, or sold as individual components. The prepackaged units contain all needed hardware except shelves and wall bolts. Wall bolts must be selected according to wall type.

...Sold as prepackaged units

End units consist of two posts, single shelf brackets, and post supports. Mid units consist of one post, double shelf brackets, and post supports. The number of shelf brackets depends on the post height. A unit with 14" (356mm) post has one row of brackets, a units with 33" (838mm) posts has two rows of brackets, and so on.

If the wall assembly is to be only one shelf long, order only one end unit; if the wall assembly is to be two shelves long, order one end unit and one mid unit; if the wall assembly is to be three shelves long, order one end unit and two mid units, etc.



shelf width in. mm	post height in. mm	for # of shelves*	weight ** lbs. kg	Prepackaged End Units			Prepackaged Mid Units		
				chrome model #	Valu-Gard® model #	stainless steel model #	chrome model #	Valu-Gard® model #	stainless steel model #
14" 356	14" 356	1	7 3.2	PWE14-1C	PWE14-1VG	PWE14-1S	PWM14-1C	PWM14-1VG	PWM14-1S
	33" 838	2	14 6.4	PWE14-2C	PWE14-2VG	PWE14-2S	PWM14-2C	PWM14-2VG	PWM14-2S
	54" 1372	3	22 10.0	PWE14-3C	PWE14-3VG	PWE14-3S	PWM14-3C	PWM14-3VG	PWM14-3S
	63" 1600	4	28 13.0	PWE14-4C	PWE14-4VG	PWE14-4S	PWM14-4C	PWM14-4VG	PWM14-4S
18" 457	14" 356	1	8 3.6	PWE18-1C	PWE18-1VG	PWE18-1S	PWM18-1C	PWM18-1VG	PWM18-1S
	33" 838	2	15 6.8	PWE18-2C	PWE18-2VG	PWE18-2S	PWM18-2C	PWM18-2VG	PWM18-2S
	54" 1372	3	23 10.0	PWE18-3C	PWE18-3VG	PWE18-3S	PWM18-3C	PWM18-3VG	PWM18-3S
	63" 1600	4	29 13.0	PWE18-4C	PWE18-4VG	PWE18-4S	PWM18-4C	PWM18-4VG	PWM18-4S
21" 533	14" 356	1	9 4.1	PWE21-1C	PWE21-1VG	PWE21-1S	PWM21-1C	PWM21-1VG	PWM21-1S
	33" 838	2	16 7.3	PWE21-2C	PWE21-2VG	PWE21-2S	PWM21-2C	PWM21-2VG	PWM21-2S
	54" 1372	3	25 11.0	PWE21-3C	PWE21-3VG	PWE21-3S	PWM21-3C	PWM21-3VG	PWM21-3S
	63" 1600	4	32 15.0	PWE21-4C	PWE21-4VG	PWE21-4S	PWM21-4C	PWM21-4VG	PWM21-4S
24" 610	14" 356	1	10 4.5	PWE24-1C	PWE24-1VG	PWE24-1S	PWM24-1C	PWM24-1VG	PWM24-1S
	33" 838	2	17 7.7	PWE24-2C	PWE24-2VG	PWE24-2S	PWM24-2C	PWM24-2VG	PWM24-2S
	54" 1372	3	26 12.0	PWE24-3C	PWE24-3VG	PWE24-3S	PWM24-3C	PWM24-3VG	PWM24-3S
	63" 1600	4	34 16.0	PWE24-4C	PWE24-4VG	PWE24-4S	PWM24-4C	PWM24-4VG	PWM24-4S

* Shelves sold separately; ** For stainless steel units, add 1 lb. (0.5 kg) weight.

...Sold as components

Designed to allow intermixing of shelf widths or customizing of units to fit specification needs.

For End Brackets, Mid Brackets, and Posts: To specify finish, add suffix "C" (chrome), "VG" (Valu-Gard® green epoxy); or "S" (stainless steel). Example: PWB14VG

End Brackets

Must be used with posts to mount to the wall.

height in. mm	weight lbs. kg	model #
14" 356	3 1.4	PWB14
18" 457	4 1.8	PWB18
21" 533	5 2.3	PWB21
24" 610	6 2.7	PWB24

Mid Brackets

Must be used with posts to mount to the wall.

height in. mm	weight lbs. kg	model #
14" 356	6 2.7	PDWB14
18" 457	8 3.6	PDWB18
21" 533	10 4.5	PDWB21
24" 610	12 5.4	PDWB24

Posts

1" (25mm)-diameter. Comes with top and bottom supports.

height in. mm	weight lbs. kg	model #
14" 356	2 0.9	PW14
33" 838	3 1.4	PW33
54" 1372	5 2.3	PW54
63" 1524	6 2.7	PW63

Center Support for Posts

Must be used in conjunction with post.

weight lbs. kg	chrome model #	Valu-Gard® model #	stainless steel model #
1 0.5	A203059	A218017	A207016

Stationary Wire Wall Mounts

Designed for fixed applications where vertical adjustment is not required. End unit consists of one single shelf support and mounting plate. Mid unit consists of one double support and mounting plate.

length in. mm	weight lbs. kg	End Units			Mid Units			
		chrome model #	Valu-Gard® model #	stainless model #	weight lbs. kg	chrome model #	Valu-Gard® model #	stainless model #
14" 356	6 2.7	WB14-C	WB14-VG	WB14-S	8 3.6	DWB14-C	DWB14-VG	DWB14-S
18" 457	8 3.6	WB18-C	WB18-VG	WB18-S	10 4.5	DWB18-C	DWB18-VG	DWB18-S
21" 533	10 4.5	WB21-C	WB21-VG	WB21-S	12 5.5	DWB21-C	DWB21-VG	DWB21-S
24" 610	12 5.5	WB24-C	WB24-VG	WB24-S	14 6.4	DWB24-C	DWB24-VG	DWB24-S

